



LESSON TWELVE


WARM-UP EXERCISES

Date _____

Singing Legato

Sing Legato! The curved line connecting the notes is called a **slur**. It instructs the singer to sing **legato** – “smooth and connected”. Singers need to breathe deeply to sing legato. Your teacher will demonstrate.

1. Sing the following exercises. Use relaxed, open vowel sounds.



TONIC SOL-FA

do'

ti

la

so

fa

mi

re

do

1. Sing the tonic sol-fa scale ascending and descending.

2. Sing the following patterns.

a) do mi mi re do

b) re mi fa so do

c) do re mi do mi



d) mi fa so do so



Learning Space Notes

The letter names of the notes on the spaces spell a word that is easy to remember: **FACE**



1.  Draw a **TREBLE CLEF** at the beginning of the staff.
2.  Name the space notes.

3.  Write the following notes in the **SPACES**.

D C E F A D

Theory page 27-29



LESSON THIRTEEN

WARM-UP EXERCISES

Date _____

Exercises Moving in Steps



These exercises are moving in **steps**.

a) is ascending and descending and moves from line to space to line.

b) is descending and moves down from line to space to line.

Have your teacher demonstrate what steps look like on the piano keyboard.

1. Sing the following exercises. ✓ Use relaxed, open vowel sounds.



Theory page 30-31



TONIC SOL-FA

do'
ti
la
so
fa
mi
re
do

1. Sing the tonic sol-fa scale ascending and descending.

2. Sing the following patterns.

a) **do mi mi re do**

b) **re mi re re do**

c) **do re mi so so**

d) **mi fa so mi so**



Singing and Counting

1. Sing the tonic sol-fa notes holding each note for the correct amount of counts.

a)

do do do re do

b)

do re mi



Performance Assessment #1

Choose one memorized song and perform it for your teacher.

Performances will be marked accordingly:

1. Great job – keep up the good work.
2. Good job – still room to improve.
3. Needs work – improvement needed

here.

Song: _____

1. Did the singer appear comfortable and confident?	1	2	3
2. Did the singer sing/speak clearly throughout the song?	1	2	3
3. Did the singer smile when singing?	1	2	3
4. Did the singer demonstrate proper singing posture?	1	2	3

Teacher comments: